

# WHAT TIME IS IT?

*Telling Time to the Hour and Half-Hour*

After reading and discussing the children's book, "Tick Tock Telling Time," children will have fun practicing their telling time skills with this fun activity!

Kathleen L. Stone

[kathleenstone.com](http://kathleenstone.com)


## Preparation of Materials

- ♥ Run off clock faces and cut into individual squares.
- ♥ Cut strips of construction paper (long enough to go around children's wrists).
- ♥ Run off record sheet (you might want to make your own with their names already on the sheet)

## Activity



Children randomly choose a clock face, cut it out, and glue it onto their wristwatch construction paper strip. Tape their wristwatch to their arm. Children go quietly around the room, find a partner and ask "What time is it?" (or some such phrase). Their partner can only show their wristwatch (no talking allowed). The first child will record both their partner's name and time on their wristwatch. After thanking their partner they continue to find more times to record. Play continues until all times have been found.


You may either have children correct their answers with a partner or do it as a whole group activity. If someone disagrees with an answer, have them take a look at the wristwatch again!



Please check out my website for more free downloads ...

[www.kathleenstone.com](http://www.kathleenstone.com)





-


, ]

Name _____ Time _____	Name _____ Time _____	Name _____ Time _____	Name _____ Time _____	Name _____ Time _____
Name _____ Time _____	Name _____ Time _____	Name _____ Time _____	Name _____ Time _____	Name _____ Time _____
Name _____ Time _____	Name _____ Time _____	Name _____ Time _____	Name _____ Time _____	Name _____ Time _____
Name _____ Time _____	Name _____ Time _____	Name _____ Time _____	Name _____ Time _____	Name _____ Time _____
Name _____ Time _____	Name _____ Time _____	Name _____ Time _____	Name _____ Time _____	Name _____ Time _____
Name _____ Time _____	Name _____ Time _____	Name _____ Time _____	Name _____ Time _____	Name _____ Time _____


My watch says \_\_\_\_\_




*Enjoy all of these books by Kathleen L. Stone*



Penguin Place Value  
*A Math Adventure*




Riley the Robot  
*An Input/Output Machine*




Number Line Fun




Mason the Magician  
*Hundreds Chart Addition*




Money Tree Mysteries  
*Fun with Quarters*




Firefighter Gary's Fire  
Safety Rules




Katelyn's Fair Share  
Picnic  
*More Math Fun*




Alien Even and Alien  
Odd  
*A Space Math Adventure*




Kenley's Line Plot  
Graph  
*Another Math Adventure*




Matthew's Sunshine  
Bakery  
*Multiplication Arrays*




Samantha's Search  
*3D Shapes*



More Penguin Place  
Value  
*Hundreds, Tens, and  
Ones*




Grandma's Quilts  
*Fun with Fractions*



Daniel's Day of  
Multiplication  
*Multiplication with Equal  
Groups*

You might also enjoy these books ...



*From My Quilted Heart to Yours (Book 2): Quilts and Blocks from the Children's Book, Grandma's Quilts*



*From My Quilted Heart to Yours: Heart Warming Quilts and Heart Healthy Recipes For Your Loved Ones*

Available on Amazon