

KATHLEEN L. STONE



Katelyn's Fair Share Picnic

More Math Fun

KATELYN'S FAIR SHARE GAME

Division

After reading and discussing "Katelyn's Fair Share Picnic," partners play this fun game to practice their division skills.

Kathleen L. Stone
kathleenstone.com

Preparation of Materials ...


- ♥ run Card Set A on yellow construction paper and Card Set B on blue construction paper
- ♥ mount Fair Share mat on construction paper (to create a border)
- ♥ laminate
- ♥ "counters" are not included (you will need 15 counters of two different colors per game)

Hint:


If you do not have colored counters, give children different colored cubes, beans, or squares of paper to use as counters.

Directions ...

- ♥ place cards face down in two different piles
- ♥ Partner A choose one yellow card and one blue card
- ♥ Partner A divides the number on the blue card by the number on the yellow card and tells Partner B the answer
- ♥ if Partner B agrees with the answer, Partner A places their counter on the answer on Katelyn's Fair Share mat
- ♥ if they are unable to make fair shares or the answer is already covered, they lose their turn
- ♥ play continues until one player has three counters in a row (vertically, horizontally, or diagonally)



2	11	13	4	9
8	6	5	7	3
7	4	1	12	6
10	8	2	15	14



Set A


2	3	4
2	3	4
2	3	4
2	3	4
2	3	4

Set B


4	6	8
10	12	14
16	18	20
22	24	26
28	30	32

Enjoy these other books by Kathleen L. Stone

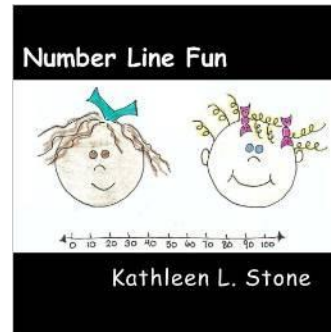
Penguin Place Value
A Math Adventure




Number Line Fun
Solving Number Mysteries



Riley the Robot
An Input/Output Machine

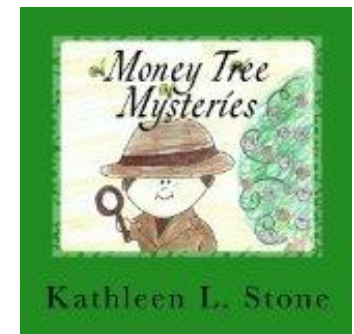



Mason the Magician
Hundreds Chart Addition



Katelyn's Fair Share Picnic
More Math Fun

Money Tree Mysteries
Adventures with Quarters



Additional ideas and resources are available at:
www.kathleenlstone.com