



FIREFIGHTER GARY'S FIRE SAFETY RULES

KATHLEEN L. STONE

ABC's of Fire Safety

After reading and discussing Firefighter Gary's Fire Safety Rules, have children create an alphabet book on fire safety.

Kathleen L. Stone
kathleenstone.com


Preparation of Materials

Even though this was created in PowerPoint, it is **not** meant to be used as a presentation. Instead you will print off each **slide** for children to use as their page in the **ABC's of Fire Safety** book.

Directions

After reading and discussing **Firefighter Gary's Fire Safety Rules**, brainstorm phrases for each letter of the alphabet. Assign each child a letter to create a class alphabet book on fire safety. For example, "A is for always ... Always tell an adult if you find matches or lighters, B is for big ... Big fires start small but grow fast, C is for call ... Call 911 from a neighbor's house" etc. Children can write and illustrate their fire safety rule.


You can use these slides to create a class book or have each child make their own **ABC's of Fire Safety** book.



A


Handwriting practice lines consisting of four sets of horizontal lines. Each set includes a solid top line, a dashed midline, and a solid bottom line.

B




Handwriting practice lines consisting of four sets of horizontal lines. Each set includes a solid top line, a dashed midline, and a solid bottom line, providing a guide for letter height and placement.

c



Handwriting practice lines consisting of four sets of horizontal lines. Each set includes a solid top line, a dashed midline, and a solid bottom line, providing a guide for letter height and placement.

D



Handwriting practice lines consisting of four sets of horizontal lines. Each set includes a solid top line, a dashed midline, and a solid bottom line, providing a guide for letter height and placement.


E

Handwriting practice lines consisting of four sets of horizontal lines. Each set includes a solid top line, a dashed midline, and a solid bottom line.

F


Handwriting practice lines consisting of four sets of horizontal lines. Each set includes a solid top line, a dashed midline, and a solid bottom line, providing a guide for letter height and placement.

G




Handwriting practice lines consisting of four sets of horizontal lines. Each set includes a solid top line, a dashed midline, and a solid bottom line, providing a guide for letter height and placement.


H



Handwriting practice lines consisting of four sets of horizontal lines. Each set includes a solid top line, a dashed midline, and a solid bottom line, providing a guide for letter height and placement.



J



Handwriting practice lines consisting of four sets of horizontal lines. Each set includes a solid top line, a dashed middle line, and a solid bottom line, providing a guide for letter height and placement.

K

Handwriting practice lines consisting of four sets of horizontal lines. Each set includes a solid top line, a dashed midline, and a solid bottom line.

L

Handwriting practice lines consisting of four sets of horizontal lines. Each set includes a solid top line, a dashed midline, and a solid bottom line.

M

Handwriting practice lines consisting of four sets of horizontal lines. Each set includes a solid top line, a dashed middle line, and a solid bottom line.


N

Handwriting practice lines consisting of four sets of horizontal lines. Each set includes a solid top line, a dashed middle line, and a solid bottom line.

O

Handwriting practice lines consisting of four sets of horizontal lines. Each set includes a solid top line, a dashed midline, and a solid bottom line.

P




Handwriting practice lines consisting of four sets of horizontal lines. Each set includes a solid top line, a dashed midline, and a solid bottom line, providing a guide for letter height and placement.

Q


Handwriting practice lines consisting of four sets of horizontal lines. Each set includes a solid top line, a dashed middle line, and a solid bottom line.

R



Handwriting practice lines consisting of four sets of horizontal lines. Each set includes a solid top line, a dashed middle line, and a solid bottom line, providing a guide for letter height and placement.

S



Handwriting practice lines consisting of four sets of horizontal lines. Each set includes a solid top line, a dashed midline, and a solid bottom line, providing a guide for letter height and placement.

T

Handwriting practice lines consisting of four sets of horizontal lines. Each set includes a solid top line, a dashed midline, and a solid bottom line.

U

Handwriting practice lines consisting of four sets of horizontal lines. Each set includes a solid top line, a dashed midline, and a solid bottom line.

v

Handwriting practice lines consisting of four sets of horizontal lines. Each set includes a solid top line, a dashed midline, and a solid bottom line.

w

Handwriting practice lines consisting of four sets of horizontal lines. Each set includes a solid top line, a dashed midline, and a solid bottom line.

X

Handwriting practice lines consisting of four sets of horizontal lines. Each set includes a solid top line, a dashed middle line, and a solid bottom line.

Y


Handwriting practice lines consisting of four sets of horizontal lines. Each set includes a solid top line, a dashed midline, and a solid bottom line, providing a guide for letter height and placement.

Z

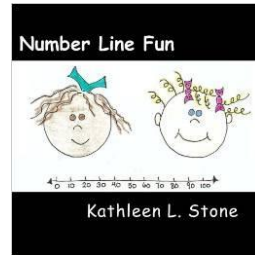
Handwriting practice lines consisting of four sets of horizontal lines. Each set includes a solid top line, a dashed midline, and a solid bottom line, providing a guide for letter height and placement.

Enjoy all these books by Kathleen L. Stone


Penguin Place Value
A Math Adventure




Number Line Fun
Solving Number Mysteries




Riley the Robot
An Input/Output Machine



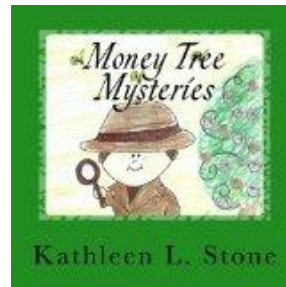
Mason the Magician
Hundreds Chart Addition




Katelyn's Fair Share Picnic
More Math Fun




Money Tree Mysteries
Adventures with Quarters




Kenley's Line Plot Graph
Another Math Adventure




Alien Even and Alien Odd
A Math Space Adventure



Matthew's Sunshine Bakery
Multiplication Arrays



Firefighter Gary's Fire Safety Rules



From My Quilted Heart to Yours
Heart Warming Quilts and Heart Healthy Recipes for Your Loved Ones

For additional ideas and free downloadable resources visit

www.kathleenstone.com